

### Hole 4, Par 5

This spectacular risk-reward hole which sweeps gently from the left to the right is bordered on the right with wetlands and a large lake. The first and second landing areas are split in the center with bunkers, forcing the golfer to carefully consider which shot line to take on both the tee shot and the second shot. A long drive that finds the fairway will set up a legitimate chance to reach the green in two shots. Going for the green is risky, however, since it is very narrow and elevated with water to the right. The safer play is to lay up to the generously wide right fairway, leaving a short wedge shot into the green.

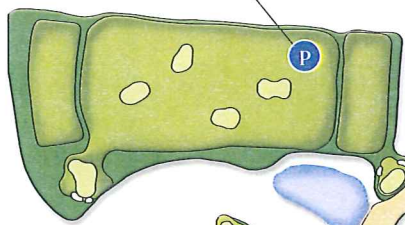
### Hole 6, Par 3

The lake to the right adds to the beauty of this hole, but should not come into play on this long par three. The large green slopes gently towards the lake, which helps to hold a long iron or utility wood shot required to reach this green. A deception bunker is located in the middle of the approach well short of the green, allowing for easier access to a front pin position. A pair of bunkers and a grass slope protect the right side of the green.

### Hole 7, Par 4

The natural beauty of this hole is only matched by its muscle. This long and demanding par four plays along the edge of one of the site's remaining cypress wetlands. A long drive is a must on this hole if the goal is to be on the green in two. There is plenty of room in this fairway between the left fairway bunkers and the wetland, so let it rip. Right of the green, the approach slopes into a low area that leads to a bunker, which will catch any balls that stray off line. Large grass collection areas surround the remainder of the green.

### Practice Green



### Hole 1, Par 4

This moderate-length hole has a generous landing area that is framed by a large coquina shell bunker on the right and formal bunkers on the left. With bunkers that guard the right and back left portions of the green, a large grass collection area left of the green is the bail-out for the approach shot.



### Hole 18, Par 4

This is a challenging, uphill finishing hole. The steep waste bunker that fronts the fairway and runs up the right side is visually intimidating, but does not require much length to carry. Trust your swing and play your drive directly over the bunker where there is plenty of fairway beyond. Playing away from this bunker will bring a deep formal bunker into play about 230 yards up the left side. Beyond the landing area on the left are two large formal bunkers cut into a ridge that point to the amphitheater green complex. Accuracy on this mid-iron approach will be fully tested when trying to hit this long and very narrow green. Play safely to the left side of the green, as shots that miss on the right will find either a deep bunker or grass hollow.

### Hole 2, Par 3

This downhill par three requires a precise short iron. With a generous green that is perpendicular to the shot line, stay clear of the small pond at its edge. Two large bunkers flanking the back section of the green will keep players honest. The only bail-out is short and left of the green, where there is a small approach to the green surface.

### Hole 17, Par 3

Take an extra club for this strong par three that plays slightly uphill. The large green sits right to left and is guarded on the front left side by two deep bunkers. Play to the center of the green, as the slope of the green will feed shots to back and left pin positions. A missed shot on the right will leave the golfer with an easier attempt to get up and down.

### Hole 3, Par 4

This hole is a short slight dogleg left with water down the entire left side. With a narrow fairway and bunkers to the right of the landing area, this hole demands an accurate tee shot. With an approach shot that lands safely in the fairway, you are left with a short iron to a small, well protected green. The safe play is to the center of the green. Anything hit left of the green will end up in a deep greenside bunker or in the lake.

### Hole 16, Par 5

Unless playing downwind, this serpentine hole plays as a three-shot par five. The generous first landing area is defined on the right by a large waste bunker and directional fairway bunkers to the left. Favor the right side of the fairway to set up the second shot. A lay-up shot placed close to the water's edge will be justly rewarded with the best angle into a tricky green situated on the edge of the lake. A deep pot bunker sits waiting to catch shots that play it too safe and miss the green!

### Hole 5, Par 4

On this mid-length par four, a drive that flirts with the large waste bunker and lake right of the fairway will reward the golfer with the best angle into the green. The green is well protected on the front left side by two deep bunkers and a short grass collection area. A pitch shot from either location will make for a difficult up and down. The better miss would be long and right with your approach shot.

### Hole 8, Par 4

There are no bunkers in this rolling fairway that slopes decidedly left to right. A lake comes into play on the tee shot, requiring the golfer to carry more water to shorten the length of the hole. A slightly uphill approach shot to the elevated green will play longer than it appears. A large waste bunker extends off the end of the lake well into the fairway, framing the hole and setting up the approach shot.

### Hole 9, Par 5

This short par five to close out the front nine offers players the opportunity for a birdie or better. A large section of trees forces the dogleg left, making the ideal tee shot a hard draw played off of the fairway bunkers right of the landing area. After a good drive, golfers will have a choice to go for it in two or lay up just short of the second landing area. This small, elevated green is well protected on the left and a deep grass depression on the right. It will demand a very exacting long iron or wood to find the green safely in two.

### Hole 13, Par 4

This slightly uphill hole will play longer than the card indicates. The tee shot should be played to the right center portion of this plateau fairway to leave the best look into the elevated green. The green is fronted by three very deep bunkers, which will make an up and down a very rare occurrence. The tricky contours of the green will add to this challenge on this short par four.

### Hole 12, Par 5

This is a true three-shot par five that will challenge the accuracy of each shot. Three small formal bunkers angle across the left center of the fairway short of the first landing area, placing a premium on accuracy off the tee. On the second shot, golfers will need to navigate around another formal bunker on the left side of the fairway 140 yards out from the green.

### Hole 15, Par 4

This is a monster of a hole with a decision to make off the tee. Three bunkers split the landing area into a high fairway left and a low fairway right. Depending on the pin location, one side will favor the other. A lake runs along the entire right side of the hole but does not cut into the fairway. The deep arrowhead-shaped green has narrow fairway approaches on either side of a long pot bunker front center of the green. The golfer will need to pick which side to try and run up a long iron shot. Large greenside bunkers will catch any approach shots that stray off line and possibly save a shot from the water to the right.

### Hole 10, Par 4


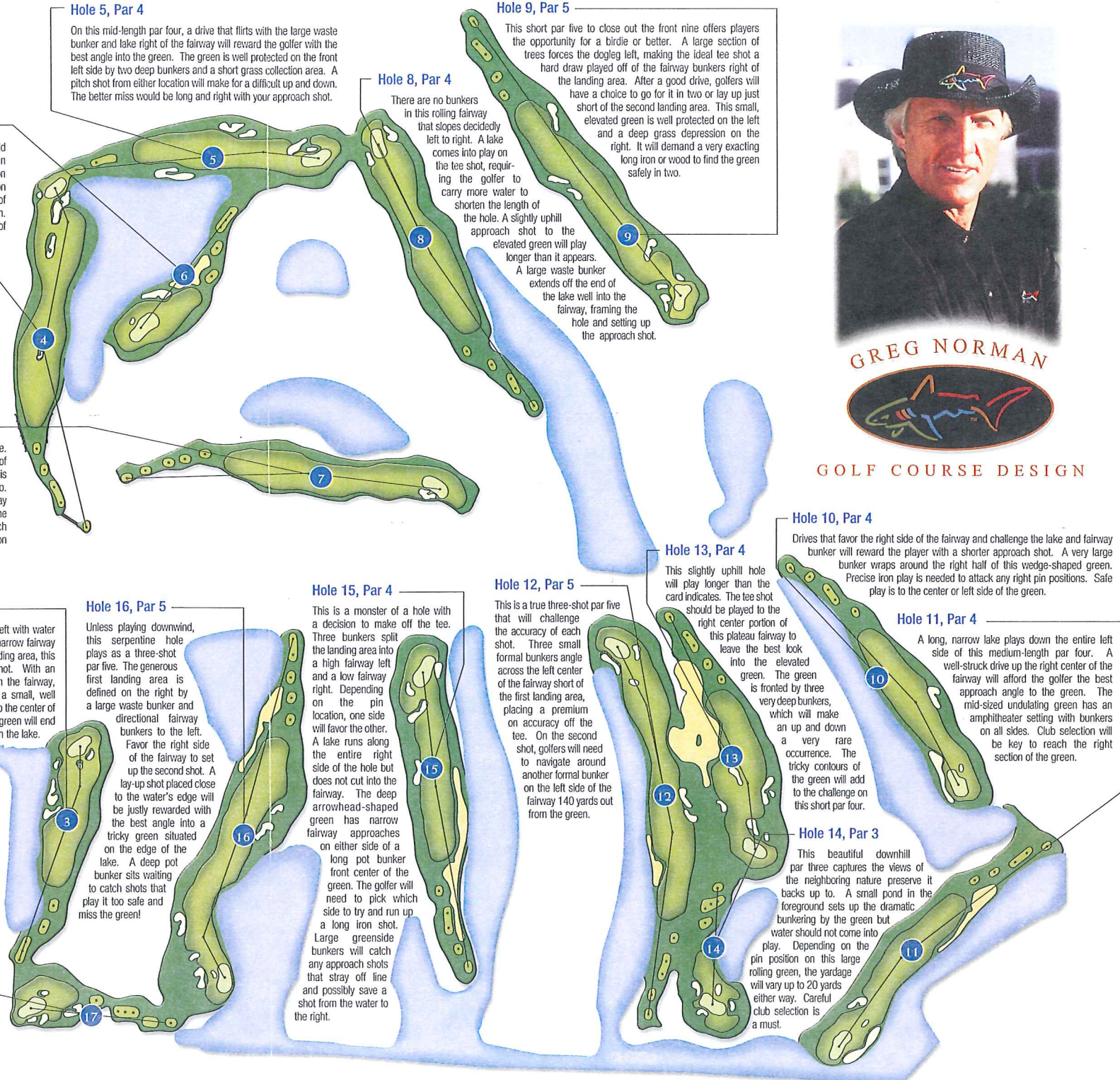
Drives that favor the right side of the fairway and challenge the lake and fairway bunker will reward the player with a shorter approach shot. A very large bunker wraps around the right half of this wedge-shaped green. Precise iron play is needed to attack any right pin positions. Safe play is to the center or left side of the green.

### Hole 11, Par 4

A long, narrow lake plays down the entire left side of this medium-length par four. A well-struck drive up the right center of the fairway will afford the golfer the best approach angle to the green. The mid-sized undulating green has an amphitheater setting with bunkers on all sides. Club selection will be key to reach the right section of the green.

### Hole 14, Par 3

This beautiful downhill par three captures the views of the neighboring nature preserve it backs up to. A small pond in the foreground sets up the dramatic bunkering by the green but water should not come into play. Depending on the pin position on this large rolling green, the yardage will vary up to 20 yards either way. Careful club selection is a must.



GREG NORMAN



GOLF COURSE DESIGN